



RESEARCH  
ARTICLE

# Colored Fields of Light Surrounding Living Organisms: Responses to Magnetic Fields and Mental Attention-A Unique Case Study

**Marie Ryd<sup>1</sup>**

marie.ryd@missinglinks.se  
orcid.org: 0000-0003-3934-4532

**Andrew AC Ahn<sup>2,3</sup>**

AAHN1@mgh.harvard.edu

**Göte Andersson<sup>4</sup>**

goteandersson4@gmail.com

<sup>1</sup> Independent researcher, Missing Links AB, Nacka, Sweden.

<sup>2</sup> Labfront Incorporated Boston, MA, United States.

<sup>3</sup> Osher Research Center, Brigham & Women's Hospital, Harvard Medical School, Boston, MA.

<sup>4</sup> Independent researcher, Värmlands Nysäter, Sweden.

SUBMITTED March 31, 2024

ACCEPTED June 6, 2024

PUBLISHED March 30, 2025

<https://doi.org/10.31275/20253363>

PLATINUM OPEN ACCESS



Creative Commons License 4.0.  
CC-BY-NC. Attribution required.  
No commercial use.

## HIGHLIGHTS

A young boy reported seeing dynamic energy fields around people that changed with magnets and mental focus, and blinded experiments confirmed consistent interactions between these fields and magnetic poles, suggesting a novel and unexplored phenomenon.

## ABSTRACT

A 14-year-old boy reported perceiving transparent colored light fields surrounding human and animal bodies. With drawings and verbal descriptions, he explained the phenomenon in detail. The left side of the body was covered with a transparent blue, and the right side was covered with transparent red, reaching 0.5–2 cm outside the skin. The blue field was attracted towards the north pole of a bar magnet and repelled from the south pole in 127/130 randomized, single-, and double-blind trials (30). The red field showed opposite results in a few pilot experiments. An additional outer rainbow-colored field extended 20–50 cm from the body responded to the magnet in the same way as the inner field in 50/50 trials. Notably, these fields seemed responsive to cognitive focus, with thin red and blue spirals emerging at different heights on each side of the body. The boy also identified “thought-forms” as cognitive-dependent extensions of the fields at the ends of these spirals. In an extraordinary example, a right-leg amputee secretly visualized having a healthy leg and foot. The boy reported seeing a healthy limb in red light projecting as an extension of the right-sided red “Inner field”. These initial results suggest: (1) the boy’s perceptions are not mere illusions, (2) the body possesses polar asymmetry along the left/right axis, and (3) significant influences of cognitive states on these fields exist, even over distances beyond the limits of the body. This case study is remarkable in its level of detail (including original illustrations) and in the experiments performed to assess their validity. We call for interdisciplinary exploration into three key areas: (a) unraveling the nature and sensory basis of this extraordinary perception; (b) uncovering potential physiological or physical processes enabling such experiences; and (c) understanding the mechanisms facilitating the generation of these extended fields, as influenced by cognitive states.

## KEYWORDS

Acupuncture, biofield physiology, body asymmetry, magnetic sensing, perception, sensory system, synesthesia, psi-track, thought-form, visual system.

## INTRODUCTION

In this experimental case study, we describe the observations of a 14-year-old boy named Pontus (now an adult whose permission was obtained to reveal his name) who purportedly perceived colored fields surrounding living beings. The fields were dynamic, transparent, and most “visible” to him when in proximity (0.3–1 meter) and when sufficient mental focus was committed.

In 1987, one of the authors, G Andersson, became curious about what the dowsing technique could reveal about the human body. He began to explore the task and made two remarkable discoveries: (1) a response about 0.2–0.5 meters outside the skin, resembling a field all around the human body, and (2) when a person focused in a specific way on an object, an extension of the field was detected, reaching toward the object. This extension was called “thought-track” or “thought-field.” The discovery opened the door for the elusive to be systematically investigated by two scientists (Jacobson & Tellefsen, 1994). They changed the name of the discovered phenomenon to “psi-track.” In the summer of 1989, Andersson encountered Pontus, who lived in the same rural area of central Sweden. The discovery of Pontus’ ability was serendipitous. Andersson was with well-reputed local dowsers, investigating if their technique responded to the human body, when Pontus and two other teenagers approached and asked what was happening. While Andersson explained, Pontus inquired: “*Could it be the same thing as I see surrounding bodies? It looks like a rainbow, but it is not*.” While there was no reason to doubt the young boy’s spontaneous, naïve response, his sincerity could have simply been a by-product of an active imagination. In search of objective verification, Andersson introduced a bar magnet, which he pointed at the periphery of the color phenomenon. To his surprise, Pontus immediately exclaimed in astonishment: “*The field is sucked out towards the magnet!*”. When Andersson turned the bar magnet 180°, Pontus claimed instantly: “*Now it is pushed away from the magnet.*” The revelation provided an avenue for systematic, objective investigation. All involved participants were non-academics and unfamiliar with any literature relevant to the findings. The original protocols and illustrations, meticulously preserved by Andersson, were thoroughly reviewed by author Marie Ryd, who now safeguards the original data. Between 2015 and 2022, Ryd collaborated with Andersson and extensively interviewed Pontus, Pontus’ family, and other contemporary witnesses. Andersson’s documentation of these events exists in books and magazines (Andersson, 1994, 2010, 2012; Andersson et al., 2013). This manuscript consolidates all available original data, even previously unpub-

lished details. Recognizing that selective reporting of the information may bring it out of context and risk data misinterpretation, we made a conscientious effort to keep the content as unadulterated as possible.

The study has two aims: (1) to document a young boy’s unique perception of extraordinary “light” phenomena, and (2) to test the null hypothesis that the boy’s report of perceived changes in light fields (attraction vs. repulsion) in response to varying poles of a magnetic bar (north vs south) was due to chance.

To our knowledge, no documented case in scientific literature couples the detailed reporting of a rare human “gift” (for seeing living fields) with quantifiable, objective assessments through repeated experimentation under different conditions. We hope this detailed documentation will inspire more people with similar capabilities to come forward and possibly contribute to the broader scientific understanding of rare perceptions and underexplored biophysical fields.

## METHODS AND RESULTS

The study comprises three sections. Section 1: Pontus’ observations, Section 2: Testing the observations with a magnet, and Section 3: Other ways of perception.

### Section 1: Pontus’ Observations

The young Pontus was surprised by Andersson’s interest, as no one, not even his family, was aware of his extraordinary “visual” ability. He had assumed that everyone shared the same experiences. Although he spoke of these visual features being common to all living beings, the descriptions provided herein were limited to those present during the study – the persons physically present, his horse, and the family dog. Pontus was asked to describe his visions in detail using words and drawings. Andersson developed more detailed illustrations based on Pontus’ descriptions and thorough corrective feedback. We retained Pontus’ original wording (*italicized*) and the now somewhat faded illustrations as much as possible to convey his narratives and experiences accurately and without any external influences.

### Pontus’ General Perspective of His Perception

Pontus put himself into a mental state of relaxed focus, and within seconds, he described different patterns of transparent colors. He needed to be within one meter to perceive details clearly, or as he stated, “*to see it*”. He compared their general appearance with “*the vibrating air above the road on a hot summer day*” (Andersson, 2010, p. 30). The studies were performed in daylight during the Swedish summer when complete darkness is difficult to

achieve. Thus, whether the phenomenon existed in the darkness and Pontus would have been able to see it then is unknown. When blindfolded or with eyes closed, Pontus claimed to see nothing.

Pontus named and described four significant patterns of dynamic transparent colors:

**The “Outer Field”.** A wider rainbow-colored field surrounds the whole body, extending 20–50 cm beyond the skin (Figure 1). Pontus explained: *“It is transparent and has the colors of a rainbow, but it is not a rainbow. It is surrounding the whole body.”* He readily described without hesitation the color order as seen in a cross-section: *“Closest to the body is a red ring followed by, in appropriate order, rings of green, blue, red again, yellow, orange and purple.”* Pontus added: *“Every living entity has the same sort of colors, but the size of the field surrounding them can vary between different individuals. Regarding humans, some individuals have a rather large transparent colored field, while others have much smaller.”* Pontus noticed on several occasions that the quivering “Outer field” lingered in space like a rainbow-colored imprint or “shadow” of the person after he/she left. *“It is like a transparent copy of you Göte, in rainbow colors, however less bright than the one around you.”* When Pontus’ younger brother Lucas, eight years old, and Andersson placed themselves facing opposite directions,

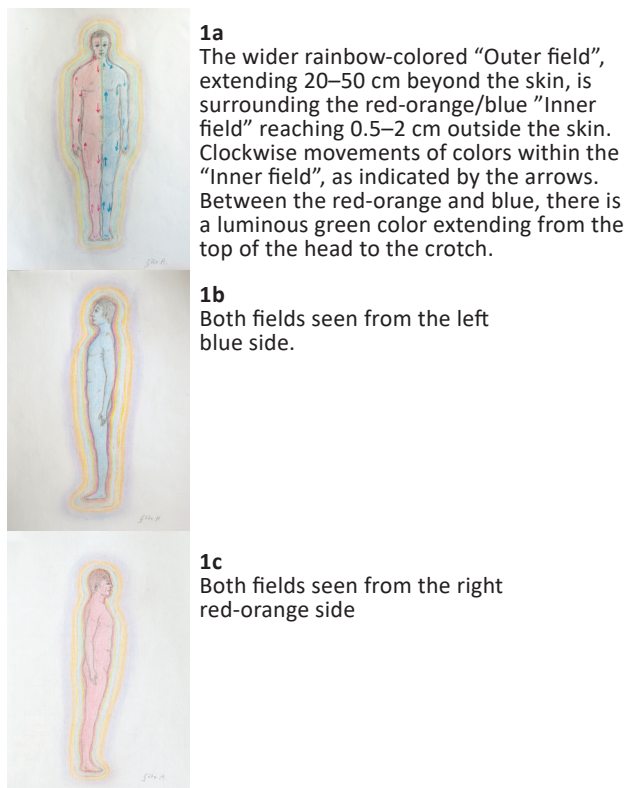
left-to-left, a couple of decimeters in between, their fields were “pushed away” from each other. When they stood side-by-side, their fields were “sucked towards” each other. The procedure was repeated with an 8-year-old friend of Lucas, with the same result. During this observation, Pontus suddenly discovered another closer to the body light phenomenon. He called it the “Inner field”.

**The “Inner Field”.** A near-body field extending 0.5–2 cm beyond the skin throughout the whole body (Figure 1). Pontus explained: *“If you take a vertical line from the crown of one’s head to the crotch, the body is split into two halves—the left side of the body and the right side of the body. The right side is red-orange, and the left side is blue. In between, there is a vertical line that is luminescent green. It is like a spiraling flow from the top of the head to the abdomen.”* Andersson was careful not to pose leading questions. However, at this point, he inquired: *“Where does the green field come from?”* Pontus replied, *“It might be coming into the head from above, but I am not sure.”* The transparent red-orange and blue fields cover each half of the body, and he added: *“... they kind of move in two separate circles in opposite directions”.*

**The “Extended Field.”** When focused intently on an object, a person’s Inner and Outer Fields could extend toward the target, ending there (Figure 2). Pontus termed this person the “sender” standing at the “sender place” generating extensions, i.e., an “Extended field.” This dynamic required the sender to be in firm, focused attention, with a clear inner visualization of the object attached to a warm emotion, a state easy to achieve for Andersson, who is also an artist. Eyes could be open or closed. The field extension was challenging to establish when the mind was scattered or distracted. However, since this was not investigated systematically, it is possible that other unaccounted factors could have also interfered.

The “Extended field” turned out to be novel to Pontus. He discovered it when Andersson secretly focused on Pontus’ horse grazing 20 meters away, but without telling him. After a short while, Andersson asked Pontus to look at Andersson’s “Inner” and “Outer” fields. Pontus exclaimed: *“There is a track extending out from your “Outer field” pointing toward my horse! It is like a rainbow-colored cone with its base along your body becoming a narrow tunnel further out from the body!”* Pontus concluded that the field terminated at the horse. Through repeated procedures, he could map the phenomenon. He described it as seen from the front: *“In the moment you start to focus on something, I see “swirls” in the red-orange and blue light on your front side, five “swirls” on your red-orange side and five “swirls” on your blue side.”* They appeared pairwise approximately at the following heights: head, chest, navel, groins, and feet.

**Figure 1.** The “Outer Field” surrounding the “Inner Field”.



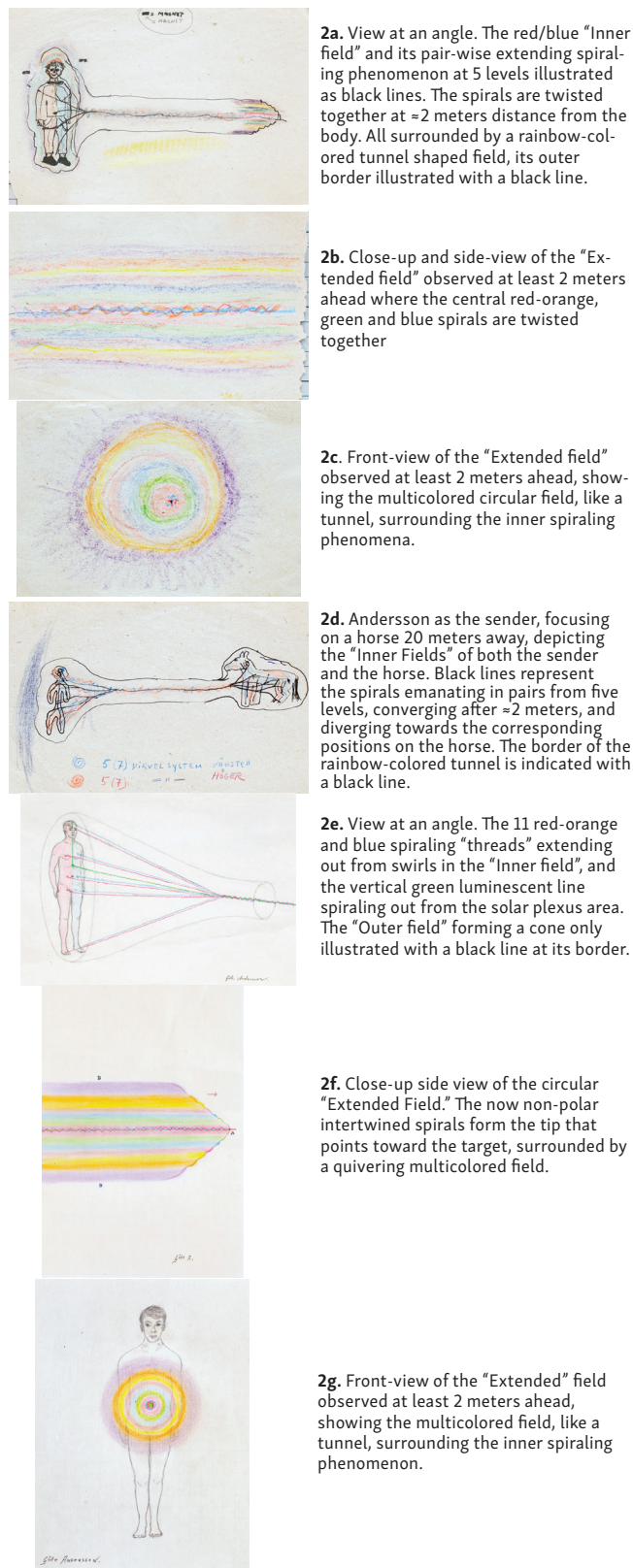
Note. Illustrations by Göte Andersson made from detailed descriptions according to, and confirmed by, Pontus.

A green “swirl” was also formed approximately at the solar plexus emanating from the central vertical green line (Pontus hesitated somewhat on the exact heights of the spiraling phenomena). Altogether, 11 “swirls,” five blue, five red-orange, and one luminescent green, were formed. From an angle side view, he observed a thin spiral formed in each “swirl,” spiraling outwards. At approximately two meters from the person and 85– 90 cm above ground, at an area below Andersson’s navel, all 11 spirals merged and twisted into one thick spiral. The quivering transparent rainbow-colored tunnel-shaped field gradually surrounded the red-orange/green/blue spiral. The tunnel, seen from the front, had a circular shape with an outer diameter of 0.3–1 meter. It was again striking how quickly Pontus reported the sequential order of the seven rainbow-like colors constituting the tunnel. The colors did not follow the order of the rainbow spectrum but matched the order previously described in the “Outer field”. When Pontus was standing close to the target, he described: *“The twisted thick spiral comes first, the surrounding colors appear one at a time with a delay.”* The twisted spiral unbraided, with each of the 11 thin spirals meeting with the corresponding “swirls” on the object’s bodies (horse and humans). The surrounding multicolored tunnel seemed to merge with the “Outer field” of the object. As Andersson stopped focusing, the spirals disappeared, leaving a hollowed rainbow-colored field, like an “empty tunnel” that remained connected to the object while it moved.

With Pontus blinded, Andersson created “Extended fields” for various objects, some in immediate proximity and some at long distances. Pontus successfully identified them by following the “light” patterns. In several tests, people were asked to hide themselves. In one instance, Pontus’ younger brother Lucas, eight years old, went to hide outside. Andersson remained inside and acted as the sender, focusing on Lucas. Pontus remained with Andersson. When Pontus discovered the “Extended field,” he immediately went to the wall through which it had penetrated. Pontus then laughed, saying that Lucas seemed to struggle to find a place to hide as the field with the spiraling center moved and changed directions several times. When stabilized, Andersson stopped sending, and they proceeded outside. Pontus followed the now empty tunnel field. It ended in another house where Lucas also hid. Lucas was asked which path he had taken. It matched the earlier movements of the “Extended field” as Pontus had seen on the inside wall.

When Andersson stopped focusing or if his attention wavered, Pontus made some critical observations: (1) The red-orange/green/blue spirals immediately vanished. (2) The quivering tunnel-shaped rainbow-colored field appeared “empty” and lingered for about 0.5–1.5 hours,

**Figure 2.** The “Extended Field” and its Dynamics (2a–g).



*Note.* Illustrations by Pontus (a–d) and Göte Andersson (e–g) made from detailed descriptions according to, and confirmed by, Pontus.

slowly fading away. (3) A “copy” of Andersson’s own “Outer field” remained as a rainbow-colored “shadow” at the spot where he had been standing.

Three other individuals were tested for their ability to generate “Extended fields”: Pontus’ younger brother Lucas and the dowsers KEJ and AA. Secretly selected trees in the forest (Lucas and KEJ) and a hidden wristwatch (AA) were chosen as target objects in the immediate 360° surroundings. Lucas and KEJ were instructed to look intensely at their selected tree for a few minutes. KEJ was also asked to visualize himself hugging the tree. AA visualized his wristwatch. The sender left, and Pontus entered the experimental area. He readily perceived the empty tunnel of the “Extended field” from all three, as demonstrated by finding the specific objects on the first try. Pontus noted that Lucas’ tunnel was less bright.

**“Thought-forms.”** A remarkable serendipitous discovery was made at the end of the Extended Field. The spiraling light patterns could manifest into the form of a particular person, an animal, or an object based on focused imagery sourced from the sender. This was termed a “Thought-form”. Andersson strongly visualized himself or another desired object in an open area. A “Thought-form” began with the appearance of a formless pattern, which steadily morphed into a form at the chosen spot. The final form was composed of transparent light - one half in red-orange (connected to the red-orange spirals), the other half in blue (connected to the blue spirals), and always with the green in between (connected to the green spiral). Faint rainbow colors developed and surrounded it. Like the spirals, the inner colors were only present during mental focusing, while the rainbow colors lingered, becoming weaker in intensity with time. The work with Thought-forms and how they emerged are exemplified:

- *A copy of Andersson made by Andersson - the Discovery.* Pontus’ brother had a predilection for migraine attacks. Andersson created an “Extended field” from a secret location irrelevant to Pontus or his brother, 30 km away. At a scheduled time, at home with his brother, Pontus was asked to report from which direction the “Extended field” was coming and to make marks in the ground. Andersson also visualized holding Lucas’ head with his hands. The following day, Andersson checked the direction of the marks and discovered they were pointed towards the sender’s position. To both their surprise, Pontus had also seen a transparent “copy” of Andersson’s body standing beside his brother with its hands on his head. *“It also has the Inner field in red-orange/blue.”* Notably, despite the 30 km distance, there was no attenuation of the field’s colors and brightness.
- *A long-distance salute.* Andersson repeated the exper-

iment while visiting Stockholm, 400 km east. Neither Pontus nor his family knew where Andersson was located during this experiment, even unaware that he was traveling afar. Andersson called Pontus from a telephone booth. They agreed that Andersson would visualize himself standing on the staircase outside the front door of Pontus’ home. The task for Pontus was to detect the direction of the incoming “Extended field” and the form at its end. Pontus went outside, and Andersson secretly visualized himself standing at the front door of Pontus’ house. Pontus checked and returned to the phone call and said: *“Your figure is standing in front of the door at the end of a track.”* Andersson asked if the figure performed any movements. Pontus went out to check and returned to the phone: *“It is making a salute!”* This was the movement Andersson had visualized himself to do, a gesture he never had discussed with anyone. Pontus was finally asked if the figure and the associated track were less bright than usual, to which he denied: *“It is no different.”* A couple of days later, Andersson returned home and recognized that the markings formed a straight line in the direction of Stockholm. Pontus was finally informed of Andersson’s correct location.

- *A walking “Thought-form”.* Andersson agreed with Pontus that he would visualize himself at Pontus’ home, standing at the court close to a small storehouse roughly 30 meters from Pontus’ main front door. The figure was supposed to start moving, but the direction and final goal were kept secret. Sitting close to the phone at his home 15 km away, Andersson began to visualize himself at the agreed spot. He then slowly visualized walking the 30 meters to Pontus’ house, up the stairs, passing the front door, entering a hallway, and turning right into a room where he walked diagonally across the floor to a corner where he knew there was a copper bowl. Andersson visualized himself standing still in front of that copper bowl. Pontus described how he had closely followed a “figure” that appeared at the agreed position outdoors, up the stairs and into the house, turning right, into the correct room where he saw the figure move diagonally across the floor to the corner with the copper bowl, where the figure stopped moving. A detail Pontus found peculiar was that the figure had passed straight through the closed front door, which Pontus had to open to follow. The figure was linked to an “Extended field” in the direction of Andersson’s home. Pontus claimed that the figure seemed to float as it moved instead of physically walking across the ground.
- *A sheep.* Andersson visualized a sheep standing a couple of meters away. Immediately, Pontus described the

“Extended field” emanating from Andersson as having a formless mass of light at its end. Slowly, it was taking form. Suddenly, he shouted out: “A sheep is standing there!” He showed it was three-dimensional by letting his hand trace its contour.

- *An elephant.* To further confirm the validity of the phenomenon, Andersson invited a third person, MBB. MBB was asked to choose any animal for the next experiment immediately before testing to avoid any information transfer between Andersson and Pontus. She chose an elephant. MBB describes in a written report (saved original) how Pontus intensely observed something. His eyes went up and down, and his hand followed something three-dimensional. After a while, he said with astonishment: “It is an elephant. It is the same size as a real adult elephant with a trunk, tusks, and big ears.”
- *A sphere.* Andersson repeated the procedure, visualizing a sphere. Pontus did not hesitate, stating that it looked like a football. The ball was also divided into red/blue halves.
- *A lost leg – another kind of “thought-form.”* The dowser AA had an amputated right leg 10 cm below the knee joint. Without preparing Pontus, the boy was simply asked to look at the limb and describe what he saw. The right side red-orange “Inner field” continued as an unbroken field covering the amputated limb with the exact width of 0.5 – 2 cm outside the skin. When Pontus unexpectedly left the room for 10 minutes, Andersson, on a whim, asked AA to visualize a healthy full-length leg and foot. Pontus returned and was asked to double-check the limb, implicitly to confirm his previous statement. The transparent red-orange field had expanded. He said: “I can see the full leg! It is transparent red-orange; the inner field has extended to a full leg.”

**Other luminous phenomena.** Pontus occasionally described, without being asked, other luminous phenomena (Andersson, 2012):

- Plants and trees possess fields of transparent light, forming a three-dimensional cylinder. The red-orange appeared to Pontus as an inner core of the plant, covered by a green light surrounded by transparent blue and the farthest faint rainbow colors.
- The luminous green light of plants can extend outwards as thin “threads”. Pontus spontaneously compared this color with the luminous green between the red-orange and blue “Inner field”. The observation was tested by Andersson, who broke twigs from trees or leaves from house plants and hid them approximately 20 meters

from the mother plant. Pontus was asked to find them. He always started close to the mother plant to localize a green “thread” emanating outwards, which he simply followed to the items. When Andersson hid a leaf on the floor under a cupboard inside a house, the boy had to crawl on the floor to follow the “thread” to the hidden leaf.

- Other green lines, shorter and longer, were detected in the air nearby. “They are surrounding us,” he said. They always had the same direction and appeared to him when close. The length of the lines remains obscure due to Pontus’ limited perception. They had a north-south direction.
- Once, he found “a shimmering stone” in the forest, which had green-blueish nuances and was the size of a football. “Let us go there,” he said, eager to show it. The stone was full of holes/bubbles, indicating it could be a volcanic rock type.
- On several occasions, Pontus spontaneously reported perceiving faint rainbow colors around electrical fences surrounding local meadows.
- Once, Andersson presented a bar magnet (10 x 2.8 cm) to Pontus, who described it as covered by fields of weak transparent light, one half in blue and the other half in red-orange.

## Section 2: Testing the Fields with a Magnet

An assay was developed with Pontus blinded to a randomized magnet orientation in each trial. The strength of the bar magnet (size 4.7 x 1.3cm) is unclear; they typically vary between 50 and 1000 milli-Tesla.

General design: A bar magnet was fully concealed in an equally sized box. In every trial, the same end of the box was pointed at 90° toward the fields to be investigated, 3 – 4 cm from their outer borders (Figures 3 and 4). Inside, the magnet’s north-south orientation was randomly shifted. Randomization was done by a designated person, RP, who flipped a coin: heads=north pole, tails=south pole pointing toward the field. Pontus was never present during the randomization procedure. The room was kept silent (except for in Series 5).

The observed person, OP, stood before a white/pale colored wall wearing a white cotton t-shirt and thin cotton shorts. Pontus positioned himself face-to-face with OP (Series 1– 4). The box was placed and held in the proper experimental position (Figures 3, 4) by OP or a third assisting person (AP).

Pontus focused on the box-field interface, reporting if the field was attracted to or repelled from the end of the box. He was only given one chance to answer, imme-

diately followed by the removal of the box. The answer was recorded as either attraction (A) or repulsion (R). Finally, the box was opened, revealing the actual direction of the bar magnet – the north (N) or south (S) pole facing the field, which was recorded.

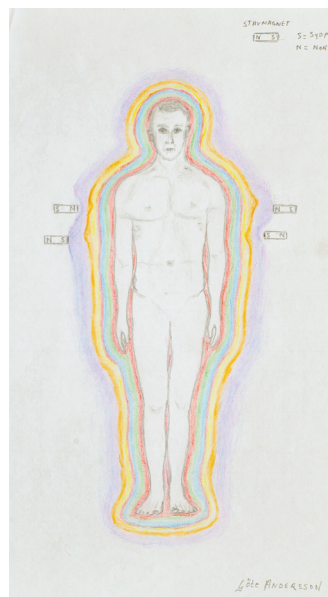
Negative control with an empty box was piloted in ten similar randomized, blinded trials (original notes are lacking). The empty box option was unbeknownst to Pontus. When the box turned out to be empty (in 6/10 trials), it correlated with Pontus' claims of no changes in the field. After ten trials, Pontus questioned, "What is the meaning of using an empty box when nothing happens?" The empty box control was not used further.

There were no preconceived hypotheses about whether the north or south pole of the magnet would attract or repel the fields. Pontus was not allowed to change his mind. The general hypothesis was that a high congruency in his answers would indicate a systematic perceptual phenomenon rather than a random guess or fantasy. Five series of 205 stand alone trials were performed – one on the "Outer field", three on the "Inner field," and one on the "Extended track field". Four of the series were led by Andersson, and Series 4 was led by an external physicist from Uppsala University who lived in the neighborhood during the summer season. Each Series was performed for one-afternoon session.

**Testing the "Outer field"**

**Series 1.** Andersson, OP, also performed the randomization procedure (RP), a single-blind experiment. Andersson held the magnet box with his left hand at the height of the left hip, 30–60 cm from the skin. However,

**Figure 3.** Series 1 Magnet Assay The "Outer Field".



The placement and possible directions (north/south) of the magnet on the experimental left side. On the right side a few piloting trials were performed. The box that holds and conceals the magnet is not illustrated.

*Note.* Illustration by Göte Andersson made from detailed descriptions according to, and confirmed by, Pontus.

**Table 1.** Results Series 1 Magnet Assay the "Outer Field"

Cumulative Experiments	1	2	3	4	5	6	7	8	9	10
Pontus's Observation	R	A	R	R	A	R	A	R	A	A
Magnet Direction	S	N	S	S	N	S	N	S	N	N
Cumulative Experiments	11	12	13	14	15	16	17	18	19	20
Pontus's Observation	A	R	R	A	R	A	A	R	A	R
Magnet Direction	N	S	S	N	S	N	N	S	N	S
Cumulative Experiments	21	22	23	24	25	26	27	28	29	30
Pontus's Observation	R	A	R	A	A	R	R	R	R	A
Magnet Direction	S	N	S	N	N	S	S	S	S	N
Cumulative Experiments	31	32	33	34	35	36	37	38	39	40
Pontus's Observation	A	A	R	A	R	A	R	A	R	R
Magnet Direction	N	N	S	N	S	N	S	N	S	S
Cumulative Experiments	41	42	43	44	45	46	47	48	49	50
Pontus's Observation	R	A	R	A	R	R	A	R	A	A
Magnet Direction	S	N	S	N	S	S	N	S	N	N

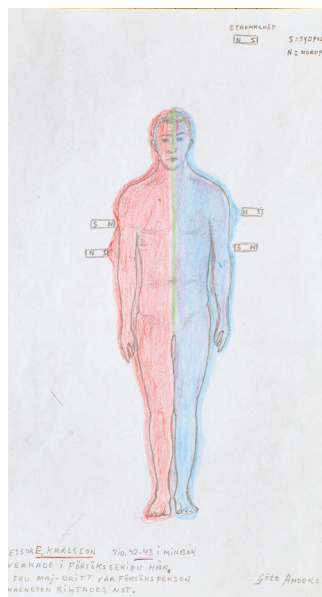
*Note:*

- A: Attraction towards the bar magnet end
- R: Repulsion from the bar magnet end
- N: North end of the bar magnet pointing towards the upper left arm of the observed person
- S: South end of the bar magnet pointing towards the upper left arm of the observed person

during the piloting experiments, the box was held outside the left arm, as illustrated in Figure 3. The procedure was repeated in 50 trials.

Pontus answered instantly without any hesitations or reasoning in all trials. His observations were 100% con-

**Figure 4.** Series 2–4 Magnet assays The "Inner Field".



The placement and possible directions (north/south) of the magnet in Series 2–4 of 130 trials on the left blue field. On the right side a few piloting trials were performed. The box that holds and conceals the magnet is not included.

*Note.* Illustration by Göte Andersson made from detailed descriptions according to, and confirmed by, Pontus.

**Table 2.** Results Series 2 Magnet Assay the “Inner Field”.

Cumulative Experiments	1	2	3	4	5	6	7	8	9	10
Pontus's observation	A	A	R	A	A	R	A	A	A	A
Magnet direction	N	N	S	N	N	S	N	N	N	N
Cumulative Experiments	11	12	13	14	15	16	17	18	19	20
Pontus's observation	A	R	R	A	A	A	R	R	A	A
Magnet direction	N	S	S	N	N	N	S	S	N	N
Cumulative Experiments	21	22	23	24	25	26	27	28	29	30
Pontus's observation	R	A	R	R	A	R	R	R	A	R
Magnet direction	S	N	S	S	N	S	S	S	N	S
Cumulative Experiments	31	32	33	34	35	36	37	38	39	40
Pontus's observation	A	A	R	R	R	R	A	R	R	A
Magnet direction	N	N	S	S	S	S	N	S	S	N
Cumulative Experiments	41	42	43	44	45	46	47	48	49	50
Pontus's observation	A	R	A	A	R	R	R	A	A	A
Magnet direction	N	S	N	N	S	S	S	N	N	N

Note:  
 A: Attraction towards the bar magnet end  
 R: Repulsion from the bar magnet end  
 N: North end of the bar magnet pointing towards the upper left arm of the observed person  
 S: South end of the bar magnet pointing towards the upper left arm of the observed person

gruent: attraction of the rainbow-colored light toward the magnet occurred when the north pole faced the field and repulsion when the south pole faced the field, see Table 1.

**Testing The “Inner field”**

Three blinded randomized Series (No 2–4), including 130 trials, tested a bar magnet held near the blue inner field around the person’s left upper arm (Figure 4).

**Series 2.** Andersson (OP) also performed the randomization procedure (RP), a single-blind experiment. Andersson held the magnet box with his left hand approximately five centimeters outside the skin of the left upper arm (Figure 4). The procedure was repeated in 50 trials.

In every trial, Pontus answered instantly, without hesitations or reasoning. His observations were also 100% congruent: attraction of the blue light toward the magnet occurred when the north pole faced the field and repulsion when the south pole faced the field, see Table 2.

**Series 3.** The protocol from Series 2 was followed but in a double-blind manner with an independent third person for randomization (RP) and magnet box placement. The closed magnet box was given to OP (Andersson), wherein RP left the room. The room was kept silent, and extra precautions were taken, such as Pontus wearing a

**Table 3.** Results Series 3 Magnet Assay the “Inner Field”.

Cumulative Experiments	1	2	3	4	5	6	7	8	9	10
Pontus's observation	A	R	R	R	A	R	A	R	R	A
Magnet direction	N	S	S	S	N	S	N	S	S	N
Cumulative experiments	11	12	13	14	15	16	17	18	19	20
Pontus's observation	A	R	R	R	A	R	A	R	R	A
Magnet direction	N	S	S	S	N	S	N	S	S	N
Cumulative experiments	21	22	23	24	25	26	27	28	29	30
Pontus's observation	R	A	R	A	R	R	A	R	R	A
Magnet direction	S	N	S	N	S	S	N	S	S	N

Note:  
 A: Attraction towards the bar magnet end  
 R: Repulsion from the bar magnet end  
 N: North end of the bar magnet pointing towards the upper left arm of the observed person  
 S: South end of the bar magnet pointing towards the upper left arm of the observed person

headset and playing music during the whole experiment. Again, Pontus answered promptly without hesitation or reasoning for all 30 trials. Also now his observations were 100% congruent as for Series 2, see Table 3.

**Series 4.** The protocol from Series 2 was followed, and two external persons, RP and OP, were recruited to perform the 50 experiments. RP handled randomization, placing the magnet in the box and holding the box containing the hidden magnet toward OP. Neither were informed about the results from the prior series of trials. Andersson was present and, like Pontus, fully blinded to the magnet orientation.

In 47 of 50 trials, Pontus’ observations were congruent in the same way as for Series 2 and 3. He answered instantly, except for the three deviating answers where he hesitated but never changed his mind, see Table 4.

**Inner Field Results Summary Series 2–4.**

Across 130 total experiments in three series, Pontus’ observations were 97.7% congruent (127/130 correct). For Series 4 alone (47/50 correct), the binomial distribution shows the probability of ≥ 47 correct guesses out of 50 trials of random change (50% probability of success) are extremely low ( $p < .001$ ).

**Testing the “Extended Field”**

The spiraling part of the “Extended Field” was tested with the magnet. The rainbow colors forming the cone surrounding the 11 spirals were only tested in a few non-blinded trials, yielding the same results as the “Outer Field” in Series 1. At this juncture, Pontus was becoming impatient and bored, necessitating the conclusion of the



**Table 4.** Results Series 4 Magnet Assay the “Inner Field”.

Cumulative Experiments	1	2	3	4	5	6	7	8	9	10
Pontus's observation	A	A	R	A	A	A	R	R	A	R
Magnet direction	N	N	S	N	N	N	S	S	N	S
Cumulative Experiments	11	12	13	14	15	16	17	18	19	20
Pontus's observation	A	R	R	A	R	R	R	A	R	A
Magnet direction	N	N	S	N	S	S	S	N	S	N
Cumulative Experiments	21	22	23	24	25	26	27	28	29	30
Pontus's observation	A	R	R	A	A	A	A	R	R	A
Magnet direction	N	S	S	N	N	N	N	S	S	N
Cumulative Experiments	31	32	33	34	35	36	37	38	39	40
Pontus's observation	A	R	A	A	R	R	A	R	A	R
Magnet direction	N	S	N	N	S	S	N	S	N	S
Cumulative Experiments	41	42	43	44	45	46	47	48	49	50
Pontus's observation	A	A	A	R	R	R	R	A	A	A
Magnet direction	S	N	N	S	N	S	S	N	N	N

Note:

- A: Attraction towards the bar magnet end
- R: Repulsion from the bar magnet end
- N: North end of the bar magnet pointing towards the upper left arm of the observed person
- S: South end of the bar magnet pointing towards the upper left arm of the observed person

testing. Andersson acted as both OP and S and was blind to the direction of the magnet.

**Series 5.** At the intertwined red-orange/green/blue spirals, starting approximately 2 meters from the body, Pontus detected no response to the bar magnet. This was also the case for the isolated narrow green spiral emanating from the center of the “Inner field” at the height of the solar plexus. However, Pontus noticed magnetic responses for the free-standing blue and the red-orange spirals. A blue spiral was chosen to be tested (Figure 5).

OP/S was sending on a tree 25 meters away. In these single-blind 25 trials, a third person, EH, performed RP. The magnet box was held horizontally 1–3 cm from the blue spiral emanating from the left groin of OP at a position of approximately 1.5 meters ahead. Pontus had to actively guide box placement since the exact position of the blue spiral could not be easily deduced through a proximate anatomical reference (e.g., skin or specific arm muscle). The room could not be kept silent since Pontus gave precise, verbal instructions regarding the placement of the box overlooking the spiral from above. He was perceiving something, carefully inspecting it with his eyes.

In all 25 experiments, Pontus' answers were 100% congruent as for Series 1, 2, and the double-blind Series 3, see Table 5.

**Table 5.** Results Series 5 Magnet Assay the “Extended Field”.

Cumulative Experiments	1	2	3	4	5	6	7	8	9	10
Pontus's observation	A	A	R	A	A	R	A	A	A	A
Magnet direction	N	N	S	N	N	S	N	N	N	N
Cumulative Experiments	11	12	13	14	15	16	17	18	19	20
Pontus's observation	R	R	R	A	A	A	A	R	A	A
Magnet direction	S	S	S	N	N	N	N	S	N	N
Cumulative Experiments	21	22	23	24	25					
Pontus's observation	R	A	R	R	A					
Magnet direction	S	N	S	S	N					

Note:

- A: Attraction towards the bar magnet end
- R: Repulsion from the bar magnet end
- N: North end of the bar magnet pointing towards the left arm of the observed person
- S: South end of the bar magnet pointing towards the left arm of the observed person

The red-orange spiral emanating from the right side of the groin area reacted in the opposite way to the blue spiral in a couple of pilot trials (no protocols available), like the inner red-orange field at the right upper arm. We cannot draw conclusions about the behavior of the rainbow-colored tunnel surrounding the twisted spirals when near a magnet, as it was not systematically investigated.

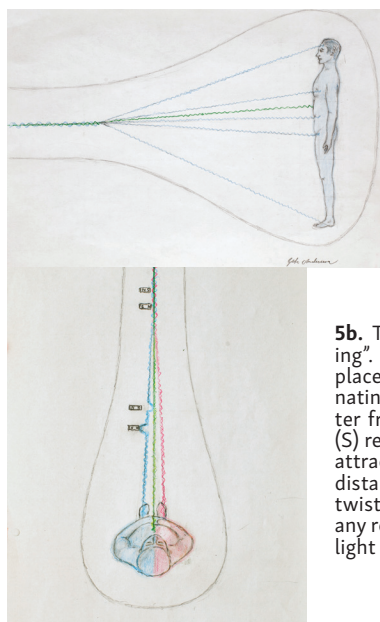
**Summary Series 1–5.** In 107 out of 205 experiments, the direction of the magnet was randomized so that its north pole was directed at the light fields on the right side, which responded with attraction in 105 trials and repulsion in 2 trials. In 98 out of 205 experiments, the magnet's south pole was directed toward the light fields, which responded with repulsion in 97 trials and attraction in 1 trial.

**Testing and Mapping the “Thought-form”**

Fifty pilot trials were conducted to investigate the magnetic response of the “Thought-form.” Conducting these trials posed a challenge due to the limited participation of only Andersson and Pontus, intending to maintain a double-blind methodology. The bar magnet was placed inside a large box, providing sufficient space to move freely. This box was sealed and shaken to ensure randomization of the pole orientation. With eyes closed, Andersson removed the magnet from the box, concealing it within his fist to maintain the orientation unknown to himself and Pontus. Subsequently, he visualized himself standing at the center of the room.

Pontus observed a light figure progressively materialize at the predetermined location, mirroring Andersson's





**5a.** Left-side view during "sending". Only blue and green spirals illustrated. Only blue and green spirals illustrated. The green non-polar central spiral is extending from the area around solar plexus. The height of the "Extended field", where the 11 spirals twist, is corresponding to an area a couple of centimeters below the navel.

**5b.** Top-down view during "sending". The box with the magnet is placed close to the blue spiral emanating from the groin area, 1.5 meter from the body. The south pole (S) repelling and the north pole (N) attracting the spiral. At > 2 meters distance, where the 11 spirals were twisted, the magnet didn't evoke any response at all, as for the green light pattern.

**Figure 5.** Magnet Assay The "Extended Field".

*Notes.* The outer borders of the rainbow-colored tunnel field and the Outer field are depicted with a black line in both illustrations. Pontus constructed all the images by bringing together his many close-up focus-points and observations of the phenomena. Illustrations by Göte Andersson made from these detailed descriptions.

shape in a three-dimensional construct, split into red-orange and blue colors. After releasing his focus, Andersson approached the lingering form, which was only composed of rainbow-like colors. Pontus guided Andersson to position his fist, which contained the magnet, on the precise spot. As the trial progressed, the form faded, challenging Pontus's ability to perceive it. Andersson had to refocus every tenth trial to reinforce the vibrancy of the form.

The results demonstrated a 90% congruency rate across the 50 trials (45 out of 50). Like the findings from Series 1, which related to the physical body, the left side of his light form was consistently attracted to the magnet's north pole and repelled by the south pole. Five trials may have been unsuccessful, potentially due to the light pattern appearing too faint for Pontus to discern accurately or the incorrect positioning of the magnet within the hand. Unfortunately, the original protocol for this series is not available.

### Section 3: Other Ways of Perception

Pontus' exceptional abilities were first recognized within the ambit of dowsing practices and the discovery of the "thought-field," later named "psi-track." Pontus was thus invited to observe a dowser, KEJ, in action investigating the "psi-track." At the very moment, KEJ felt a response, Pontus reported how the "Outer field" around KEJ's hands and arms was "sucked together" with

what Pontus called the "Extended field." "It forms a bubble around his hands when the two fields meet," he explained. Although this intersection of two individuals' fields was not subject to further inquiry, comparative experiments involving Pontus and various perceptual modalities were undertaken.

### Comparing Experiment 1- Defining the Height

Pontus and two female dowsers, KE and MBB, were asked to define the height of the center of an extending field generated by Andersson sending to a tree 20 meters away. The experiments were done on three different occasions, and none of the participants were aware of the results of the other. At the time of the dowsers, the hypothesis was that the field extension would emanate from the head. For this reason, both began their search, standing on a chair close to Andersson. However, none of the dowsers got a response at this height. The position for the investigations was thus chosen to be 1) 5 meters from the sender spot and 2) close to the tree.

Pontus' perception of the center was the 11 twisted, spiraling phenomenon, a light phenomenon that seemed non-reactive to the bar magnet. The two dowsers were selected due to their purported ability to perceive the center of the "psi-track," since their dowsing rods deflected upwards when placed at the lower border and downwards when placed at its higher border of the "psi-track," having a neutral state with no deflections when at the center. Additionally, not using any dowsing devices, they perceived subtle vibrations in their bare palms when touching the center.

Both dowsers detected a field 85–90 cm above the ground, corresponding to an area just below Andersson's navel. The height and strength at 5 meters were the same as close to the tree. Also, Pontus reported the height of the center to be around 85–90 cm above the ground at both locations and with the same colors and brightness.

Thus, the three double-blind experiments with no preconceived correct answer show that the independent participants got the same result using different perceptual modalities.

### Comparing Experiment 2 - Defining the Direction

Pontus and a dowser, KEJ, were asked to define the direction of an extending field generated by Andersson sending to an unknown, secret person 30 km away. The participants were informed that the target could be an object in any direction 360°, near or afar. The experiments were carried out at the same location in a wild forest on separate occasions, unaware of the others.

The dowser identified the path of the "psi-track" as

approximately 149–154°. Pontus quickly determined the precise direction of the spiraling center to be 144°. Upon verification using a map, the actual direction to the target was confirmed to be precisely 144°.

### **Comparing Experiment 3– Finding Missing People**

Andersson’s team applied the “Extended Field” discovery to locate missing people and items, per definition always double-blind trials (Andersson, 1994, 2010; Jacobson & Tellefsen, 1994). The lost item’s owner could sometimes be asked to create the field extensions. When it was reported in the local newspaper that two teenage girls from the city of Arvika were missing, Andersson decided to search for them and to compare the independent results from a dowser and Pontus. Both pointed out the direction of an “Extended field” with the bearing 305°. If their independent identical findings were correct, the girls could be located anywhere along a line pointing at 305° from the sender’s place. A couple of days later, it was published in the newspaper that the girls had been found in Oslo, Norway, with the correct bearing of 305°.

### **Perception With the Body**

Three female dowsers could perceive the fields with their hands. They directed their open palms towards whatever they were supposed to investigate: *“It tingles in the hands when there is an energy field”*. They naturally alternated this technique with the dowsing rods. A similar skill was found in two older male dowsers, KW and TT, both 70+ years old. TT had the nickname “electrical Ture”. Both had the unusual ability to detect underground water streams, where their arms would shake in proximity. Their skills were tested in a double-blind trial.

A person was recruited to hide a wristwatch in nature in any 360° direction around the sender spot. It was well hidden under leaves, approximately 40 meters away. The person left. Andersson arrived with no clues regarding the watch’s location and started the sending. After a few minutes, KW arrived and walked with an outstretched arm in ever-widening circles around Andersson. When the arm started to shiver, he made a mark on the ground. Finally, the marks on the ground formed a straight line. Andersson followed it and found the watch. The double-blind experiment was repeated twice with KW and thrice with TT, each with success.

### **Summary “Other Ways of Perception”**

Collectively, the data suggest four different methods of perceiving the subtle fields of the “Extended Field” as described here and the “Psi-track” previously recognized by dowsers: (1) using dowsing rods, (2) sensing with bare

palms, (3) experiencing arm shivers, and (4) visual sensation as for Pontus. Although it is uncertain whether the methods detect the same phenomenon, the correlation of results suggests that this may be the case. Andersson’s procedure for generating the fields is consistent. Moreover, the “Outer Field” appears to be a critical element in a dowser’s capabilities, whereas the role of the “Inner Field” remains obscure. Notably, the location where two dowsers experienced sensations in their bare hands corresponded to an area of light that, according to Pontus, did not react to the magnet. These pilot experiments indicate shared behavior and common characteristics between Pontus’ vision-based fields and the dowsers’ tactile-based energies, potentially lending credibility to the existence of these complex, enigmatic fields.

## **DISCUSSION**

We report on a young boy’s extraordinary observations of colored fields of light. The case study is notable for its meticulous level of detail, including original illustrations and a comprehensive series of experiments validating that the boy’s perceptions are not simply illusions (Duerden, 2004). The results raise several challenging questions concerning the nature of the boy’s sensory capacity and the exogenous stimuli, primarily the four principal light patterns: the Inner and Outer fields, the Extended field, and the Thought-forms. In this partially descriptive study, we have chosen not to employ the term “aura” for the Inner and Outer fields, as the concept of an aura is prone to ambiguity (Tart, 1972). Instead, our ambition is to describe the phenomenon as Pontus experienced it. The study was conducted when research into fields like human sensing and perception, optics, biofield physiology, biophysics, quantum biology, and consciousness was nascent. Today, these sciences may offer valuable multidisciplinary insights and harbor potential ideas about the mechanisms behind the still unexplained mysterious phenomena such as the one described. Therefore, we must explore a wide array of sources, which we exemplify and touch upon in this Part 1 publication. The more profound implications of the findings will be deliberated in collaboration with a diverse panel of experts in cutting-edge scientific fields as “Conclusions & Discussion Part 2”.

Although finding similar cases has been challenging, historical research dating back 170 years uncovers significant similarities (Nahm, 2012; von Reichenbach, 1851). von Reichenbach’s controversial theory of “Od” as a pervasive force and “odlight” emissions from magnets were explored through studies involving “sensitives”, a group of 60 individuals with enhanced light sensitivity after un-

dergoing dark adaptation. Some experiments have been independently replicated and evaluated (Nahm, 2012). A notable parallel is that, although still in darkness, the “sensitives” perceived distinct blue and yellow-to-red emissions from magnet poles, like Pontus’ daylight observation of a magnet (tested once). Heating the magnet led to reduced light emissions, disappearing at 75°C and returning upon cooling (von Reichenbach, 1851). Pontus found the colors around the magnet remarkably similar to the transparent nuances he observed close to the body, referred to as the “Inner field.” After a long series of different experiments spanning over the years, von Reichenbach concluded that the human body appears to have magnetic properties with an inherent (odic) opposition between the left and right sides: the left hand corresponding to the magnet’s southward pole and the right to the northward. This finding is consistent with the current study: the left-sided blue inner field exhibited consistent attraction to the magnet’s north pole and repulsion from the south pole, with the reverse effect observed on the right side.

Regarding the specific relationship between Od and magnetism, von Reichenbach proposed (1851), “The development of Od occurs independently and without magnetism in the majority of cases: magnetism never occurs alone but is always associated with Od” (p.305). Also, Pontus described a transparent, luminous green field and spiral that did not respond to the magnet. Von Reichenbach acknowledged that “Od” might be scientifically defined and renamed, and he concludes, “Whether magnetism, diamagnetism, and Od shall one day prove identical, or solid distinctions shall remain between them, is a question of which the solution appears to me to lie at present at a considerable distance” (p. 298).

Given that Pontus characterized his visions as falling within the visible light spectrum and, akin to the “sensitives,” convinced that it was all about his eyesight, let us suggest this was the case. Recent advances in quantum optics support the idea that the human eye can detect one single photon (Tinsley, 2016). The detection is not always registered as a flash of light but may be perceived more subtly, perhaps intuitively. The discovery underscores the exceptional sensitivity of human visual perception and that Pontus’ experiences may have been induced by light, leading to the question: What type of light? Kobayashi et al. (2009) made a relevant statement: “The human body literally glimmers” (p. 1). They refer to the phenomenon known as ultra-weak photon emissions (UPE) or ultra-weak bioluminescence generated by the fluctuations in energy metabolism within living organisms, including humans (Popp et al., 1988). The intensity is extremely weak, 10-1000 photons/sec/cm<sup>2</sup> spanning a

spectrum of 350 to 1300nm (Cifra & Pospisil, 2014; Du et al., 2023). However, the literature concerning UPE provides insufficient details on whether it can manifest as the type of asymmetry that Pontus described. Other candidates to explore could be the numerous spatially distributed fields, which originate from biomagnetic and bioelectric phenomena generated by and responsive within living systems (Hammerschlag et al., 2015; Nordenström, 1992). Biofield physiology research is investigating the as-yet-undetermined mechanisms underlying the left-right asymmetry of bodily organs, positing that biofields play a role in governing the lateralization process. (Levin et al., 2016; Masuelli et al., 2022). The topic is at the forefront of contemporary science, and we can only speculate whether there might be a connection to the left-right asymmetry as discovered by Pontus. The biofield strengths are very weak, below one pico-Tesla (pT), as measured at the body surfaces outside the heart, brain, muscles, and retina (Malmivuo & Plonsey, 1995). Leaving biofields of light for biomagnetism raises another crucial question: whether humans possess the capacity for direct perception of such faint magnetic fields, less than a millionth of the Earth’s geomagnetic field strength? Should this be the case, it would represent identifying a novel human sensory modality. For this to pertain to Pontus, we must conjecture that his perception operates analogously to synesthetic mechanisms, where he perceives the external stimuli through a different sensory modality – the sense of sight (Safran & Sanda, 2015; Schwartzman et al., 2019). However, it is essential to note that the green spiraling color and the center of the Inner and the Extended fields did not respond to the magnet, suggesting additional stimuli might be present that cannot be attributed to weak magnetism.

Empirical clinical studies focusing on acupuncture, one of the fundamental therapeutic practices in Traditional Chinese Medicine (TCM), also warrant close examination when elucidating the human body’s responses to magnetic fields generated by handheld small magnets (Manaka et al., 2014). When placing a north-facing magnet on the acupoint in the right auricle corresponding to the large intestine source point, registered pressure pain at the source point on the same side immediately decreases. Reversing the magnet in the right auricle increases the pressure pain in the large intestine. The polarities reverse when stimulating the opposite side. Notably, the effects are instant, too quick to be molecular. This virtually unknown system was named the “X-signal system” and postulated as the *modus operandi* of acupuncture (Manaka et al., 2014). The reversibility of polar effects aligns with Pontus’ observations in the magnet experiments and, if related, suggests a fundamental biological system at play

that needs to be discussed.

Distant Mental Influence, DMI, attributed to healing, prayers, and telepathy practices, has been frequently studied and reviewed. Studies on DMI delve into the influence of the potential effect of focused intention on remote targets in ways not explained by conventional sensory or physical means, i.e., anomalies (Braud, 1990; Braud, 2003; Radin et al., 2015; Dibble & Tiller, 2011). The proof-of-principle has been explored through more controlled studies called “Distant Mental Interactions with Living Systems” DMILS. Meta-analyses show small yet significant effect sizes, suggesting that A can affect B remotely (Radin et al., 2015). Usually, DMI studies focus on what happens in the sending mind, A, and at the receiving end, B, while the sequence of events between A and B remains a mystery. It is often attributed to the quantum mechanical concept of nonlocality. One of the more remarkable findings in this study is that the uninitiated Pontus discerned a light pattern between A and B. The phenomenon appeared instantaneously in response to A’s intent. Pontus claimed he saw the field being built up and made a drawing (Figure 2a, f). However, his detailed drawings from multiple perspectives raise the question of whether the portrayal of the advancing peak’s apex represented a delayed response in his sensory perception. If so, did the field already exist at the speed of light, or did it manifest instantaneously in alignment with theories of nonlocality and quantum entanglement?

Moreover, if the latter is true, did the depicted “conceived” spiral pattern function as a channel for information? The information concerning the object appeared critical for the sending, while data regarding distance and direction were not deemed significant. Distances between the sender and target ranged from a few meters to 400 kilometers without affecting the color phenomenon’s brightness. Regarding direction, there are documented instances, primarily involving Andersson, where the sender did not know the direction, a finding that aligns with earlier dowsing research (Jacobson & Tellefsen, 1994; Ryd & Andersson, 2016, manus in progress). The direction information must, therefore, be linked to a domain beyond the sender’s conscious awareness.

Probably the most provocative “ghostly” phenomenon presented in this study is the “thought-form,” initiated by an abstract idea, labeled as being B behind the sender’s intention, A. Interestingly, this phenomenon is also described in the early literature by the theosophists Annie Besant and C.W. Leadbeater in their book *Thought-Forms* (2005/1901). They propose a classification system for different types of thought forms: (1) forms in the shape of the person who creates them, (2) forms that resemble objects or people, and (3) forms that represent

inherent qualities. All three classes are represented in this study. Notably, the term “thought-form” was independently selected by Pontus and Andersson, unaware of the literature.

Another potentially similar phenomenon, called tulpa, is described within the old scriptures of Tibetan Buddhism. The Belgian–French explorer Alexandra David-Néel, who received the honorary titles of Lama and Doctor in Tibetan Buddhism after spending many years in Tibet, defines tulpas as “magic formations generated by a powerful concentration of thought” (David-Néel, 1929).

In ancient Indigenous and Eastern philosophies, spirals swirls, colors, and vortex shapes represent life energy that permeates all things, interwoven with consciousness (Dale, 2009; Goswami, 1999; Yang, 1997). Aborigines experience living bodies as magnetic and have always acknowledged and used the forces of magnetic energy (Lawlor, 1991). The concepts are also the foundations for healthcare systems like Ayurveda and TCM (Jain et al., 2015; Rubik et al., 2015). Thus, it can be observed that the findings from this study bear a substantial resemblance to those described not only a century ago but also in various scriptures dating back over millennia.

It is essential to note some limitations of this study. First, Pontus, who demonstrated these unique abilities, sustained injuries while deployed to Afghanistan. He has probably lost his skill for unknown reasons. We are thus limited in our ability to repeat and expand beyond the experiments. Second, Andersson was the primary participant who generated these spiral projections and thought forms in the experiments. While three other individuals demonstrated the ability to generate these projections, the extent to which Pontus could detect or interact with the forms generated by these individuals was not extensively tested and thus limited our ability to characterize the capacity for Extended field generation to a broader population. Finally, in our experiments, the robust control mechanisms employed in Series 1–4, especially the double-blind approach in Series 3 and the strict external oversight in Series 4, add substantial credibility to our findings. However, the methodological rigor of Series 5 warrants scrutiny. Given the compelling results of the earlier Series, there may have been inherent expectation of “correct” outcomes in the magnet assay of Series 5, raising concerns about potential biases. Therefore, caution must be exercised when interpreting these results as definitive proof of the “Extended Field.” Notably, an element that bolsters the validity of Pontus’ perceptions is his consistent precision in directing the positioning of the box throughout all five Series, including the more challenging Series 5 and various experiments entailing “thought-forms.” Such accuracy, especially in the context

of low probability for random correctness, suggests the presence of a genuine perceptual phenomenon, further warranting future investigation.

## CONCLUSIONS

Our initial findings lead us to several conclusions: (1) the boy's perceptions are not simply illusions (Series 1–4), (2) the human body exhibits polar asymmetry along the left/right axis (Series 1–4), and (3) cognitive states might significantly influence these fields, even at distances extending beyond the physical body (Series 5 and blinded experiments with hidden objects).

Further conclusions and implications of the findings will be deliberated in collaboration with a multidisciplinary panel of experts, documented in a follow-up "Conclusions & Discussion Part 2." We advocate for interdisciplinary research to further explore the nature of this remarkable sensory experience and potential physiological or physical mechanisms that could explain how an individual might perceive this unique phenomenon.

## IMPLICATIONS AND APPLICATIONS

We hope this report on a young boy's extraordinary sensory mode and perception will encourage more individuals with similar experiences to come forward, thus increasing the strength of the evidence through replications. Although the findings must be considered preliminary, they may also have the potential to provide a significant piece of crucial information contributing to the forefront of basic and clinical research.

## ACKNOWLEDGMENTS

We sincerely thank Pontus for his invaluable input during his summer holiday. His willingness to offer his time to study something too simple and inherent was a prerequisite for the study. We would also like to express our gratitude to Pontus' friends, family, and the team of dowsers. Special thanks go to Professor *Emeritus* Erik B Karlsson, Uppsala University, for showing interest and discussing various scientific explanations. We sincerely appreciate Professor *Emeritus* Jörgen Nordenström of the Karolinska Institute for his valuable support and guidance in encouraging and providing us with comprehensive literature and Ph.D. Stephen Birch, The Japanese Acupuncture Center, for his valuable input and perspective. Furthermore, we extend our appreciation to the many scientists from various fields whom we consulted.

## CREDIT AUTHOR STATEMENT

**Marie Ryd:** Data curation, Writing - Original draft

preparation Part 1 and Part 2 Discussion. **Andrew Ahn:** Revising, Supervising, and Moderating an Interdisciplinary Discussion. **Göte Andersson:** Conceptualization, Methodology, Investigations, Visualization.

## REFERENCES

- Andersson, G. (2010). *Psi-spåret II*. Författares Bokmaskin.
- Andersson, G. (2012). The psi-track and other unexplained energy fields. In I. Fredriksson (Ed.), *The mysteries of consciousness: Essays on spacetime, evolution, and well-being* (pp. 55–81). McFarland.
- Andersson, G., Brusewitz, G., & Tellefsen, J. A. (2013). Energetic aura fields surrounding human beings: Detection by an unorthodox method. *Magazine of the Society for Psychological Research*, 66, 18–23.
- Besant, A., & Leadbeater, C. W. (2005). *Thought-forms*. The Theosophical Publishing House. <https://web.archive.org/web/20161210191202/http://www.gutenberg.org/files/16269/16269-h/16269-h.htm>
- Braud, W. G. (1990). Distant mental influence of rate of hemolysis of human red blood cells. *Journal of the American Society for Psychical Research*, 84, 1–24. <https://psycnet.apa.org/record/1990-21345-001>
- Braud, W. G. (2003). *Distant mental influence: Its contribution to science, healing, and human interactions*. Hampton Roads Publishing Company.
- Cifra, M., & Pospisil, P. (2014). Ultra-weak photon emission from biological samples: Definition, mechanisms, properties, detection, and applications. *Journal of Photochemistry and Photobiology B: Biology*, 139, 2–10. <https://doi.org/10.1016/j.jphotobiol.2014.02.009>
- Dale, C. (2009). *The subtle body: An encyclopedia of your energetic anatomy*. Sounds True Incorporated.
- David-Néel, A. (1929). *Magic and mystery in Tibet*. Dover Publications.
- Dibble, W. E., & Tiller, W. A. (2011). Measurement controls in anomalies research. *Journal of Scientific Exploration*, 25, 237–264. <https://journalofscientificexploration.org/index.php/jse/article/view/215>
- Duerden T. (2004). An aura of confusion: 'seeing auras – vital energy or human physiology?' Part 1. *Complementary Therapies in Nursery and Midwifery*, 10, 22–29. [https://doi.org/10.1016/S1353-6117\(03\)00096-9](https://doi.org/10.1016/S1353-6117(03)00096-9)
- Goswami, S. (1999). *Layayoga: The definitive guide to the chakras and kundalini*. Inner Traditions International.
- Jacobson, N. O., & Tellefsen, J. A. (1994). Dowsing along the psi-track – A novel procedure for studying unusual perception. *Journal of the Society for Psychical Research*, 59, 321–339.
- Jain, S., Daubenmier, J., Muehsam, D., Rapgay, L., & Chopra, D. (2015). Indo-Tibetan philosophical and

- medical systems: Perspectives on the biofield. *Global Advances in Health and Medicine*, 4, (1\_suppl) 16-24. <https://doi.org/10.7453/gahmj.2015.026.suppl>
- Lawlor, R. (1991). *Voices of the first day: Awakening in the aboriginal dreamtime*. Inner Traditions International.
- Levin, M., Klar, A. J. S., & Ramsdell, A. F. (2016). Introduction to provocative questions in left-right asymmetry. *Philosophical Transactions of the Royal Society B: Biological Sciences*, 371, Article 20150399. <https://doi.org/10.1098/rstb.2015.0399>
- Malmivuo, J., & Plonsey, R. (1995). *Bioelectromagnetism: Principles and applications of bioelectric and biomagnetic fields* (Chapter 12, pp. 325–328). Oxford University Press. [https://www.researchgate.net/publication/321110235\\_Bioelectromagnetism\\_12\\_Theory\\_of\\_Biomagnetic\\_Measurements](https://www.researchgate.net/publication/321110235_Bioelectromagnetism_12_Theory_of_Biomagnetic_Measurements)
- Manaka, Y., Itaya, K., & Birch, S. (2014). *Chasing the dragon's tail* (3rd ed.). Paradigm Publications.
- Masuelli, S., Real, S., Campoy, E., Branham, M. T., Marzese, D. M., Salomon, M., De Blas, G., Arias, R., Levin, M., & Roqué, M. (2022). When left does not seem right: Epigenetic and bioelectric differences between left- and right-sided breast cancer. *Molecular Medicine*, 28, 15. <https://doi.org/10.1186/s10020-022-00440-5>
- Nahm, M. (2012). The sorcerer of Cobenzl and his legacy: The life of Baron Karl Ludwig von Reichenbach, his work, and its aftermath. *Journal of Scientific Exploration*, 26, 381–407. <https://journalofscientificexploration.org/index.php/jse/article/view/260>
- Nordenström, B. E. W. (1992). Impact of biologically closed electric circuits (BCEC) on structure and function. *Integrative Physiological and Behavioral Science*, 27, 285–303. <https://doi.org/10.1007/BF02691165>
- Popp, F. A., Li, K. H., Mei, W. P., Galle, M., & Neurohr, R. (1988). Physical aspects of biophotons. *Experientia*, 44, 576–585. <https://doi.org/10.1007/BF01953305>
- Radin, D., Schlitz, M., & Baur, C. (2015). Distant healing intention therapies: An overview of the scientific evidence. *Global Advances in Health and Medicine*, 4(1\_suppl) 16-24. <https://doi.org/10.7453/gahmj.2015.012.suppl>
- Rubik, B., Muehsam, D., Hammerschlag, R., & Jain, S. (2015). Biofield science and healing: History, terminology, and concepts. *Global Advances in Health and Medicine*, 4(1\_suppl) 1-8. <https://doi.org/10.7453/gahmj.2015.038.suppl>
- Ryd, M., & Andersson, G. (2016, October 13–15). Psi-track revisited [Conference presentation]. The 10th Biennial European Conference of the Society for Scientific Exploration, 2016.
- Safran, A. B., & Sanda, N. (2015). Color synesthesia: Insight into perception, emotion, and consciousness. *Current Opinion in Neurology*, 28, 36–44. <https://doi.org/10.1097/wco.0000000000000169>
- Schwartzman, D. J., Bor, D., Rothen, N., & Seth, A. K. (2019). Neurophenomenology of induced and natural synaesthesia. *Philosophical Transactions of the Royal Society B: Biological Sciences*, 374, Article 20190030. <https://doi.org/10.1098/rstb.2019.0030>
- Tart, C. T. (1972). Concerning the scientific study of the human aura. *Journal of the Society for Psychical Research*, 46, 1–21. <https://psycnet.apa.org/record/1972-28054-001>
- Tinsley, J. N., Molodtsov, M. I., Prevedel, R., Wartmann, D., Espigulé-Pons, J., Lauwers, M., & Vaziri, A. (2016). Direct detection of a single photon by humans. *Nature Communications*, 7, Article 12172. <https://doi.org/10.1038/ncomms12172>
- von Reichenbach, K. (1851). *Physico-physiological research on the dynamics of magnetism, electricity, heat, light, crystallization, and chemism in their relations to vital force* (2nd ed.). H. Bailliére. <https://ia600506.us.archive.org/12/items/physicophysiol1851reic/physicophysiol1851reic.pdf>
- Yang, J.-M. (1997). *The roots of Chinese Qigong: Secrets for health, longevity & enlightenment* (2nd ed.). YMAA Publication Center.